

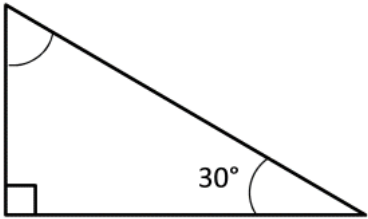
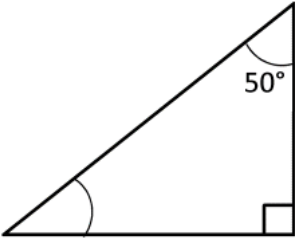
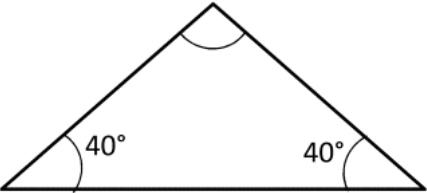
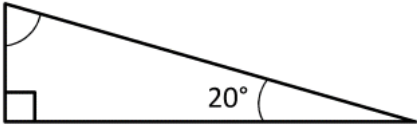
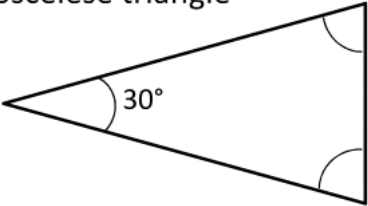
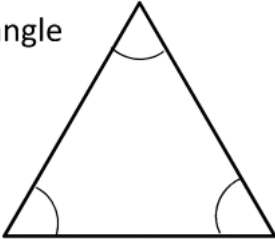
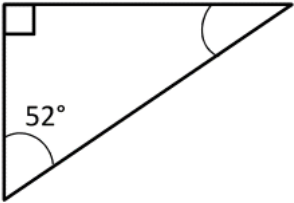
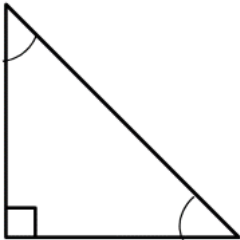
Name _____

Date _____



ANGLES IN A TRIANGLE 1

Work out the missing angles. Remember that the angles in a triangle add up to 180° . The angles are not drawn to scale, so do not try to measure them!

<p>1) </p>	<p>2) </p>
<p>3) </p>	<p>4) </p>
<p>5) Isosceles triangle </p>	<p>6) Equilateral triangle </p>
<p>7) </p>	<p>8) Isosceles triangle </p>

Name _____

Date _____



ANGLES IN A TRIANGLE 1 ANSWERS

<p>1)</p>	<p>2)</p>
<p>3)</p>	<p>4)</p>
<p>5) Isosceles triangle</p>	<p>6) Equilateral triangle</p>
<p>7)</p>	<p>8) Isosceles triangle</p>